




The Moorings®
PRIVATE SALES

www.leopardcatamarans.com

Equipment shown and specifications are subject to change without prior notice,
as the company and builder reserve the right to modify or improve this model.
Photography may include optional equipment.

Renderings Bob Source, Design Neil Blackburn



LE^{PAW}ARD43
The Most Natural Choice Of Cats

introducing...



EXTERIOR




SALOON & GALLEY



ACCOMMODATIONS



UNIQUE FEATURES




■ Built by South Africa's foremost builder, Robertson & Caine, and designed by Simonis-Voogd Design, the Leopard 43 is the latest generation of blue water cruising catamarans.

■ Equipped using the highest quality materials and top brand fittings, our cats offer unparalleled standards in design and construction for reliability, seaworthiness and performance.

■ After delivering over 350 Leopards that have effortlessly cruised more than two million miles and the world's largest oceans, it is our pleasure to introduce the Leopard 43.

leopard 43



■ 'Louvre' slats fitted over the sloping salon windows facilitate access to the roof and provide shade in the main salon. A stack pack system, double purchase halyards, mast track and slide system make raising and lowering the fully battened mainsail easy.

■ Boarding the yacht is facilitated by wide transom steps leading up to the integrated bathing platform connecting both transoms; a great location from which to swim, dive or board a dinghy, with walk-through access into the cockpit.

■ Relax with the spray and the sun on the vast trampoline between the bows, or admire the view from the seats positioned in each pulpit.

■ The large cockpit with outside dining area is protected by a functional hard-top bimini fitted as standard, which also provides a stable platform for access to the mast and boom.



saloon and galley

■ Available in 3 cabin or 4 cabin layouts, the Leopard 43's interior really maximizes volume. The airy V-shaped salon seats 8 adults comfortably with discrete but spacious storage space under the settee cushions. The salon table can be upgraded to provide an additional double berth, or convert to a casual coffee table.

■ The decor of the Leopard 43 was carefully chosen by interior designers, using only the finest quality fabrics selected for their superior durability and style. Several interior color options are available.



■ For entertaining, you'll appreciate the ergonomic galley layout featuring soft curves and heat-resistant corian countertops throughout, while fans, overhead hatches and forward portholes provide excellent ventilation. Catering for a large party is no problem, with standard appliances including a large chest refrigerator/freezer and a gas cooker with oven and broiler. Numerous cabinets and drawers provide ample storage space

■ The navigation station with upgraded instrumentation panel is situated to starboard, with switches for diverse optional equipment including CD/radio stereo system, VHF, shore power, 12V outlet socket,

AC outlet and air-conditioning controls. The chart table has a reading light, document storage and a cabinet underneath for oddment storage. An overhead cabinet provides access to the steering station wiring.

■ The companionway to the owner's suite is starboard of the navigation station and can be closed off with a folding door and sliding beech wood cover for extra privacy when desired (3 cabin layout).





■ Soft overhead lighting with dimmer switches, quality upholstery and light beech wood finishes give a bright and airy feel to the Leopard 43 interior. Large windows with optional fitted blinds provide panoramic views over the water and allow natural light to flood in.

■ In addition to the beautiful Corian countertop which separates the galley from the dining area, the 3 cabin layout has a relaxed bar area, complete with varnished beech serving shelf, discrete cocktail cabinet and elegant Corian shelving.



accommodations

■ In the 3 cabin layout, the starboard hull is entirely dedicated to the owner, with a large private cabin, study area, separate head and shower room and attractive beech wood finishes throughout. The port hull accommodates two spacious guest cabins each with en suite head and shower.

■ The study area incorporates a desk with neat document storage space, a reading light, overhead cabinet and bookshelf, as well as a dedicated locker opposite, all in solid beech wood.

■ The owner's head and separate shower are located forward in the starboard hull, with mirrored vanity and Corian sink.

■ Each guest cabin features a large double berth, overhead lighting, adjustable reading lamps, and full size hanging lockers with shelving. A large overhead hatch with blind and screen and numerous portholes provide superb ventilation.

■ Each guest cabin has direct access to the en suite head with all amenities, including large washbasin, mirrored vanity unit, and oversized marine toilet.

■ Located aft, the master stateroom features a large double berth with side access, a convenient bedside locker, a hanging wardrobe and plentiful shelving for clothing and personal items. Four portholes and an overhead hatch with blind provide excellent luminosity and ventilation.







■ The navigation instruments are all located at the steering console and oversized Lewmar winches for main and starboard jib sheet handling are within easy reach of the double helmsman's seat, which can be adjusted to provide additional seats in the cockpit.

■ The innovative stepped hull design increases volume while minimizing the wetted hull surface, giving exceptional load carrying capacity and ensuring maximal performance.

■ The mainsheet traveler is positioned overhead on the hard-top bimini allowing safe and easy walk-through access from the cockpit to the aft platform, great for swimming, diving or boarding a dinghy.

■ Access to the aft deck from the cockpit can be gated to ensure the safety of young children.



LEOPARD 43 SPECIFICATIONS

Length overall	42 ft 6 in	12.95 m
Length water line	37 ft 9 in	11.50 m
Beam maximum	22 ft 9 in	6.93 m
Draft (half load)	4 ft 3 in	1.30 m
Mast height (above W.L.)	63 ft 0 in	19.20 m
Displacement	19,030	8,630 kg
Load carrying capacity	12,900 lbs	5,850 kg
Sail area	1238 sqft	115 sqm
Fresh water capacity	206 USgal	780 l
Fuel capacity	95 USgal	360 l
Engines	Volvo 29HP x 2	

Designed by Simonis-Voogd Design

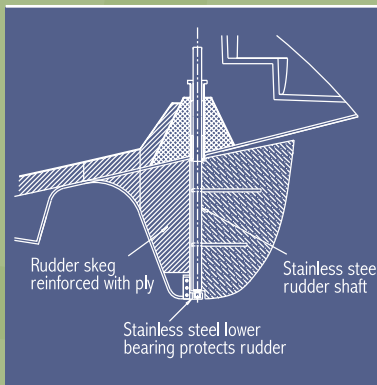
■ Robertson and Caine use the most advanced composite GRP sandwich construction incorporating a vacuum bonded balsa core, providing high compression and impact resistance. E glass stitched fabric ensures maximum strength, a no crimp factor and ensures a very good resin to glass ratio.

■ The hull joints are solid fiberglass. The hull deck joint is bonded and through bolted, with additional glass at strategic stress points to ensure maximum strength. Bulkheads are bonded to the hull.

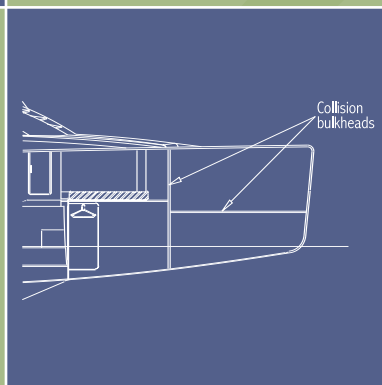
■ Isophthalic gelcoat and resin rich tissue improves resistance to hydrolysis and helps prevent osmosis. The hull laminate is light and durable resulting in a dynamic weight carrying capacity and excellent motion reaction of the hull, yet is also strong for sailing ease of mind.

■ The Leopard 43 contains all the top features sailors desire, including blue water capability, great performance, solid construction, a superb anchoring system, excellent ventilation, high quality equipment, large tank capacities standard, a standard hard top, and offers excellent value for money.

■ The standard equipment can be enhanced by a range of quality optional items including generator, air conditioning, water maker and much more, call for details.



Skeg protected straight shaft transmission results in easier maintenance, resistance to corrosion and enables repair or replacement directly in the water.



The collision bulkheads limit water intrusion in case of damage to the bows.

